

SPM-4H-250

PRODUCT INFORMATION



SBS membrane ideal for applications with significant building movement, heavy foot traffic or extreme weather conditions

OVERVIEW

Bitec SPM-4H-250 is a hot asphalt applied, mineral surfaced, modified bitumen waterproofing membrane that provides a slightly stronger reinforcement than SPM-4H for applications with significant building movement, heavy foot traffic or extreme weather conditions. It is composed of carefully selected asphalts and blended with high quality styrene-butadiene-styrene rubber. SPM-4H-250 is reinforced with polyester fabric and yields the following performance characteristics:

- Impermeable to water
- Low temperature flexibility
- Thermally stable
- Excellent adhesion
- Resistant to acids and most bases
- Puncture resistant
- Excellent workability
- Longevity

Polyester fabric, used as a reinforcement in SPM-4H-250, has isotropic mechanical properties providing the composite membrane with similar mechanical characteristics in all angular directions in relation to the membrane surface. Polyester fabric imparts the following properties to the composite membrane:

- High flexibility
- Puncture resistance
- High elongation
- Mechanical strength
- Fatigue resistance
- Tear strength
- Deterioration resistance
- Dimensional stability

The mineral surface protects the membrane from aging caused from heat and ultra violet radiation. Most mineral surfacings yield sufficiently high amounts of solar reflectivity to realize some energy savings, depending on building construction and use. Some heat absorption values are given below, calculated on the basis of an ideal black surface as being 100%:

- | | |
|----------------------|------|
| • Ideal Black | 100% |
| • Bituminous Surface | 94% |
| • Gray Mineral | 85% |
| • Tan Mineral | 57% |

- White Mineral 30%

SPM-4H-250 incorporates a smooth and even application of fine slag to prevent blocking of rolls and to provide a smooth, acceptable application surface. SPM-4H-250 can be applied by using hot asphalt, torching or by using any Bitec-approved elastomeric cold-process adhesive.* (When using cold adhesives, follow the specific adhesive manufacturer's installation specifications.)

After installation of the roofing membrane is complete, the surface may be coated with a Bitec-approved roof coating to increase overall reflectivity of the system and/or fire rating. Bitec recommends that a period of at least 45 days elapse before roof coatings are applied. This will effectively allow the membrane to cure and accept the roof coating.

PACKAGING

Palletized units contain 20 rolls of SPM-4H-250 waterproofing membrane. Each unit is shrink wrapped in a special polyethylene bag for stability. Bitec recommends that units of material be single stacked.

APPLICATION

Depending on the type of roof, SPM-4H-250 must be fully adhered. Bitec specifications applicable to this product should be consulted to determine which system should be employed. When applying the membrane, the fine slag surface should always be down, facing the roof deck. Prior to application, the membrane should be unrolled completely, aligned, allowed to relax and set before the actual installation of the membrane occurs. The membrane should then be rolled up half way, leaving the other half fully extended. (This will ensure that the membrane will remain aligned during the installation process.)

SPM-4H-250 is designed to be applied by conventional methods of hot mopping, using ASTM D312 TYPE III mopping asphalt. ASTM TYPE IV should be used on slopes greater than 3" in 12". The roofing contractor shall not let the mopping asphalt temperature fall below 450°F or overheat the asphalt to overcome rapid cooling. Bitec recommends that mopping asphalt EVT requirements be met when heating asphalt. Mopping of base and cap sheet plies shall be done at a rate of 25 lbs./100 ft. sq. in a solid

SPM-4H-250

PRODUCT INFORMATION



mopping of hot asphalt. It is essential that the asphalt be applied uniformly at a distance not to exceed 4' in front of the advancing roll surface. A continuous, 1/4" bead of uninterrupted mopping asphalt shall be seen coming from the end and side laps. Seams that are not fully bonded can be repaired by inserting a hot trowel between the affected seam and lightly torching. Upon removal of the hot trowel, pressure should be applied to the top ply, forcing the modified bitumen to flow out the desired distance.

All side and end laps should be a minimum of 4" and 6" respectively. If the membrane is loose laid, an area of 40" each side of the end lap should be fully bonded to the roof surface.

Bitec SBS hot-applied membranes can be installed in hot roofing asphalt or in Bitec-approved cold-process adhesives.* Bitec SBS membranes are not recommended for use over coal tar or pitch roofs unless the existing deck is separated from the Bitec membrane by a minimum 1/2" thick, mechanically attached recovery board. Bitec does not allow the use of plastic roofer's cement with any of its membranes. As with any roofing project, good roofing practices should always be followed. Consult the Bitec specification and details book for information governing certain systems.

TOOLS REQUIRED

Tools required to apply Bitec SPM-4H-250 waterproofing membrane include: a roofer's kettle, lug bucket, roofer's mop, dial thermometer, spatula or round nose roofer's trowel, a roofer's knife, propane torch, pair of work gloves, flat-soled shoes and an ABC dry chemical fire extinguisher at the kettle and on the roof.

Before using this product, be certain that all information concerning the installation of this product and safety guidelines pertaining thereto have been read and fully understood. The application of modified membranes requires the use of explosive gas and molten asphalts, which if mishandled can and will cause personal injury and/or property damage.

SAFETY

Contractor

It is the contractor's responsibility to observe all fire prevention policies and practices, to train, instruct and warn employees on the use of torching equipment. Follow OSHA and NRCA provisions for fire protection, including but not

limited to those listed in OSHA 1910.151, 155, 156, 157, and 1910.1101, which apply to torch application. The contractor should be familiar with NFPA 58 "Standard for the Storage and Handling of Liquefied Petroleum Gas" and any other appropriate publications of the National LP Gas Association.

Fire Department Regulations

The contractor should be familiar with all local fire codes in his area. The contractor is responsible for obtaining all necessary permits or certificates before any work is started.

Personnel

Proper clothing should be worn at all times while installing any modified membrane. Long sleeve shirt, long pants, leather or durable flat-soled shoes and work gloves. Workmen, other than the torch operator, should be no closer than 3' from open flame.

NOTE: The roofing contractor and his employees are the key to success regarding safety. Safety should always be first!

SPM-4H-250

PRODUCT INFORMATION



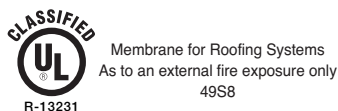
SPM-4H-250 rolls are 3.2' wide and 32.8' long.

Technical Schedule	
APPROVALS	UL (R13231)
SOFTENING POINT (ASTM D-36)	250°F (120°C)
REINFORCEMENT	polyester with fiberglass
PENETRATION (ASTM D5)	40 dmm @ 25°C
SLIDE (UNI-8202)	<1 mm
WATER TIGHTNESS (CGSB 37-GP-56M)	passed
DYNAMIC PUNCTURE (CGSB 37-GP-56M)	passed
STATIC PUNCTURE (CGSB 37-GP-56M)	passed
TENSILE STRENGTH @ 73.4°F (23°C) (ASTM D-5147)	MD = 77 lbf/in XMD = 70 lbf/in
TENSILE STRENGTH @ 0°F (-17.7°C) (ASTM D-5147)	MD = 130 lbf/in XMD = 117 lbf/in
ELONGATION @ 73.4°F (23°C) (ASTM D-5147)	MD = 56% XMD = 61%
ELONGATION @ 0°F (-17.7°C) (ASTM D-5147)	MD = 42% XMD = 60%
LOW TEMPERATURE FLEXIBILITY (ASTM D-5147)	passed -45°F (-42.7°C)
TEAR STRENGTH @ 73.4°F (23°C) (ASTM D-4073)	MD = 128 lbf/in XMD = 101 lbf/in
THICKNESS	4 mm
ROLL WEIGHT, APPROX.	105 lbs
COVERAGE, INSTALLED APPROX.	97 ft ²
TOTAL SURFACE AREA, APPROX.	107.6 ft ²

All Information is given in good faith, but normal tolerances of manufacture and testing will apply. Bitec reserves the right to improve and change its products at any time without prior notice or advice. The use of Bitec products is determined by local conditions and individual requirements of each contract. In consideration of the many factors involved, Bitec cannot be held responsible for the application of its products and for conditions beyond its control. All claims filed against Bitec warranties will be subject to the provisions set forth at the date of warranty issuance, and any addendum thereto. Under no circumstances will Bitec be held liable for any damage, whether personal injury or property damage, which occur during or after the application of the membrane.

Distributed By:

Approvals:



Member of:



Bitec, Inc.
P.O. Box 497
No. 2 Industrial Park Dr.
Morrilton, AR 72110
Phone: 1-800-535-8597
Fax: 501-354-3019
www.bi-tec.com

SPM-4H-250

SPECIFICATION



SPM-4H-250.1 NON-NAILABLE DECK

If plans or specifications require installation of a modified bitumen membrane system over a non-nailable deck, apply this specification (SPM-4H-250.1). Apply this system using the appropriate Bitec-approved base flashing, metal flashing or wall covering as specified in the most current edition of the Bitec "Roofing Material Specification and Details" publication.

SEC. 1.00 INSULATION

The following insulations are acceptable for use with SPM-4H-250:

- Perlite
- Polyisocyanurate
- Wood Fiber
- Cellular Glass

SEC. 2.00 CANTS

Flashing details, where the transition is from the horizontal to a vertical surface, a noncombustible cant strip must be used.

SEC. 3.00 BASE SHEET

A minimum of one ply of fiberglass TYPE G2 base sheet must be installed over the insulation or deck before the membrane is applied.

SEC. 4.00 FASTENERS

Consult Factory Mutual Research Publications governing your region, or FM J.I.OQ3A3.AM governing Bitec products and systems.

SEC. 5.00 OUTLETS

Drainage outlets shall be installed below the roof deck surface to permit positive drainage of the roof deck and to prevent water ponding at the drain rim. Base ply should be evenly trimmed with the drain flange, followed with a 40" x 40" hot-applied collar of Bitec SPS-3H. This collar must extend into and be fully adhered to the interior of the drain

flange and interior surface. The SPM-4H-250 membrane shall be fully adhered to the base ply, SPS-3H flashing collar and extend into the drain. Clamp ring should be installed and tightened while the membrane is hot. A 4 lb. lead or 16 oz. copper flashing is optional between the collar and the SPM-4H-250 field membrane. SPS-3H collar should extend 4" beyond the lead or copper flashing.

SEC. 6.00 PIPE FLASHING

Where penetrations occur in the roof surface, a collar of SPS-3H should be installed over the base ply, extending a minimum of 4" beyond the flanges. A metal flashing shall be installed having a continuous flange 4" minimum, on top of the SPS-3H collar. (On nailable decks, the metal flange must be nailed 3" o.c., 3/4" from the perimeter.)

NOTE: All metal flashings must be primed with an asphalt primer and allowed to dry before membrane and flashings are installed.

The SPM-4H-250 field membrane must be fully adhered to the SPS-3H collar and metal flange. All seams must be troweled and filled with molten modified bitumen or hot asphalt.

SEC. 7.00 ROOF DECK

The roof deck must be smooth, dry, clean and free of sharp projections and depressions, and properly graded to the outlets.

NOTE: The roofing contractor, architect, and engineer must allow for positive drainage when designing the roof deck or roof system. Bitec defines positive drainage as: roof deck becomes devoid of water within 72 hours after liquid precipitation has occurred. Bitec will not be responsible for membrane damage as a result of inadequate roof deck drainage.

SEC. 8.00 FINAL SURFACING

As an option, any Bitec-approved roof coating can be applied to the finished membrane system. Bitec recommends that a period of at least 45 days elapse before roof coating



Bitec, Inc.
P.O. Box 497
No. 2 Industrial Park Dr.
Morrilton, AR 72110
Phone: 1-800-535-8597
Fax: 501-354-3019
www.bi-tec.com

SPM-4H-250

SPECIFICATION



is applied (roof coating may be necessary to comply with UL or FM system requirements.) Bitec will not cover membrane damage or failure of any roof system, resulting from coatings from another manufacturer.

WARRANTIES

- (1) 10-YR. MATERIAL ONLY
- (2) 10-YR. LIMITED "INSURED" ROOFING WARRANTY*

In order to obtain warranty (2), which covers labor and materials, an authorized Bitec applicator must install the roofing system. A small warranty fee is assessed if the system is not coated or does not have a factory installed mineral surface. Final inspection by a Bitec field representative is necessary before issuance of warranty. Information regarding Bitec warranties may be obtained by calling 800-535-8597.

**Extended warranty periods are available, 12, 15 and 20 years.*



Bitec, Inc.
P.O. Box 497
No. 2 Industrial Park Dr.
Morrilton, AR 72110
Phone: 1-800-535-8597
Fax: 501-354-3019
www.bi-tec.com

SPM-4H-250

SPECIFICATION



SPM-4H-250.2 NAILABLE DECK

If plans or specifications require installation of a modified bitumen membrane system over a nailable deck, apply this specification (SPM-4H-250.2). Apply this system using the appropriate BITEC approved base flashing, metal flashing or wall covering as specified in the most current edition of the Bitec "Roofing Material Specification and Details" publication.

SEC. 1.00 INSULATION

The following insulations are acceptable for use with SPM-4H-250:

- Perlite
- Polyisocyanurate
- Wood Fiber
- Cellular Glass

SEC. 2.00 CANTS

Flashing details, where the transition is from the horizontal to a vertical surface, a noncombustible cant strip must be used.

SEC. 3.00 BASE SHEET

A minimum of one ply of fiberglass TYPE G2 base sheet must be installed over the insulation or deck before the membrane is heat welded.

SEC. 4.00 FASTENERS

Consult Factory Mutual Research Publications governing your region, or FM J.I.OQ3A3.AM governing Bitec products and systems.

SEC. 5.00 OUTLETS

Drainage outlets shall be installed below the roof deck surface to permit positive drainage of the roof deck and to prevent water ponding at rim. Base ply should be evenly trimmed with the drain flange, followed with a 40" x 40" hot applied collar of Bitec SPS-3H. This collar must extend into

and be fully adhered to the interior of the drain flange and interior surface. The SPM-4H-250 membrane shall be fully adhered to the base ply, SPS-3H flashing collar and extend into the drain. Clamp ring shall be installed while the membrane is still hot. A 4 lb. lead or 16 oz. copper flashing is optional between the collar and SPM-4H-250 field membrane. SPS-3H collar should extend 4" beyond the lead or copper flashing.

SEC. 6.00 PIPE FLASHING

Where penetrations occur in the roof surface, a collar of SPS-3H should be installed over the base ply, extending a minimum 4" beyond the flanges. A metal flashing shall be installed having a continuous flange 4" minimum on top of the SPS-3H collar. (On nailable decks, the metal flange must be nailed 3" o.c., 3/4" from the perimeter)

NOTE: All metal flashings must be primed with an asphalt primer and allowed to dry before membrane and flashings are installed.

The SPM-4H-250 field membrane must be fully adhered to the SPS-3H collar and metal flange. All seams must be troweled and filled with molten modified bitumen or hot asphalt.

SEC. 7.00 ROOF DECK

The roof deck must be smooth, dry, clean and free of sharp projections and depressions, and properly graded to the outlets.

NOTE: The roofing contractor, architect, and engineer must allow for positive drainage when designing the roof deck or roof system. Bitec defines positive drainage as: roof deck becomes devoid of water within 72 hours after liquid precipitation has occurred. Bitec will not be responsible for membrane damage as a result of inadequate roof deck drainage.

SEC. 8.00 FINAL SURFACING

As an option, any Bitec-approved roof coating can be applied to the finished membrane system. Bitec recommends



Bitec, Inc.
P.O. Box 497
No. 2 Industrial Park Dr.
Morrilton, AR 72110
Phone: 1-800-535-8597
Fax: 501-354-3019
www.bi-tec.com

SPM-4H-250

SPECIFICATION



that a period of at least 45 days elapse before roof coating is applied (roof coating may be necessary to comply with UL or FM system requirements.) Bitec will not cover membrane damage or failure of any roof system, resulting from coatings from another manufacturer.

WARRANTIES

- (1) 10-YR. MATERIAL ONLY
- (2) 10-YR. LIMITED "INSURED" ROOFING WARRANTY*

In order to obtain warranty (2), which covers labor and materials, an authorized Bitec applicator must install the roofing system. A small warranty fee is assessed if the system is not coated or does not have a factory installed mineral surface. Final inspection by a Bitec field representative is necessary before issuance of warranty. Information regarding Bitec warranties may be obtained by calling 800-535-8597.

**Extended warranty periods are available, 12, 15 and 20 years.*

NOTE: *It is recommended that product be stored away from direct sun light and indoors until immediately before use.*



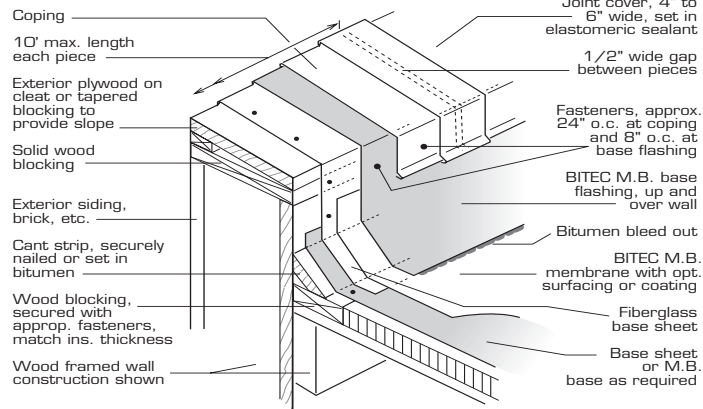
Bitec, Inc.
P.O. Box 497
No. 2 Industrial Park Dr.
Morrilton, AR 72110
Phone: 1-800-535-8597
Fax: 501-354-3019
www.bi-tec.com

SPM-4H-250

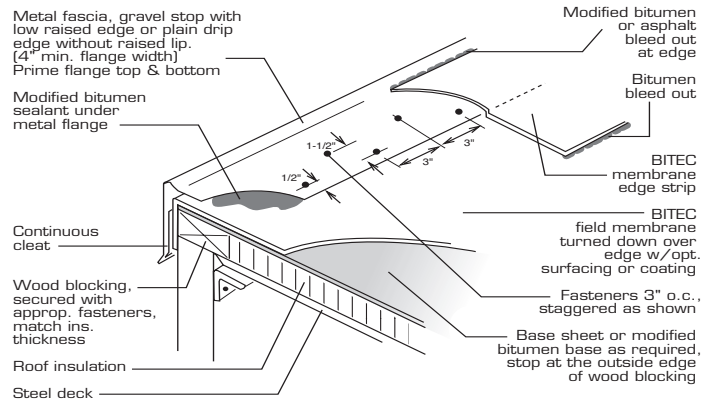
DETAILS



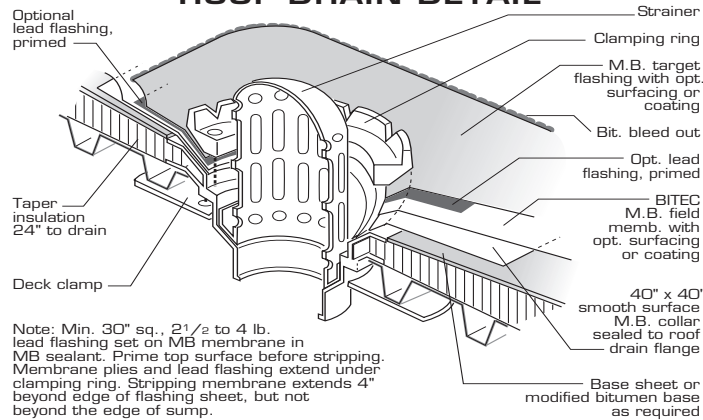
PARAPET WALL DETAIL



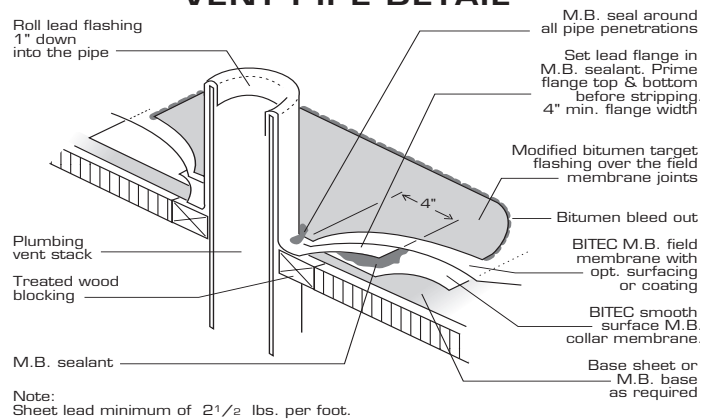
EDGE DETAIL



ROOF DRAIN DETAIL



VENT PIPE DETAIL



Bitec, Inc.
 P.O. Box 497
 No. 2 Industrial Park Dr.
 Morrilton, AR 72110
 Phone: 1-800-535-8597
 Fax: 501-354-3019
www.bi-tec.com