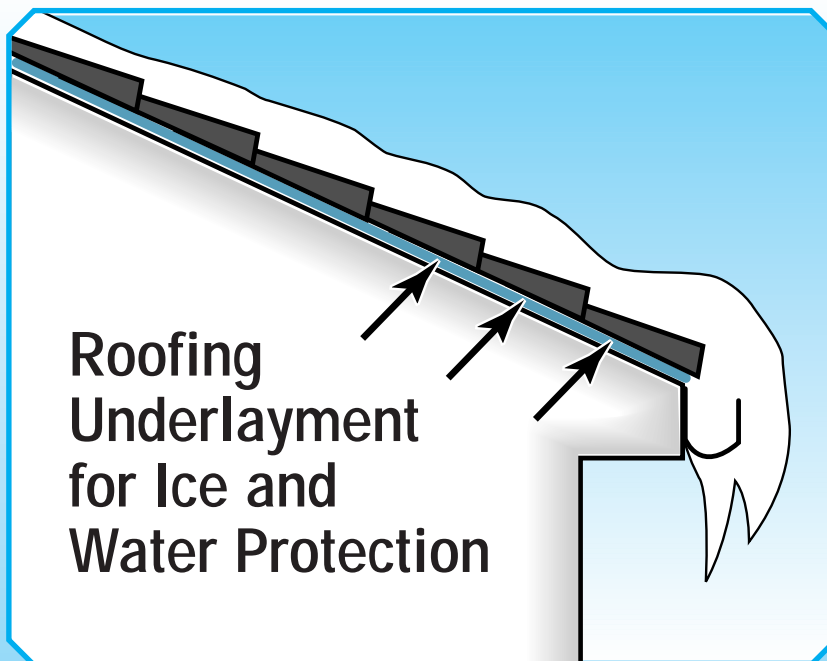


BITEC
BITUMEN TECHNOLOGY™

imperflex®

USA () SBS UNDERLAYMENT



SBS UNDERLAYMENT SELF-ADHERING MEMBRANE

- Easy to install, peel-off backing
- Residential waterproofing at eaves, valleys and roof penetrations or below grade for foundations, footings and basements
- Under metal roofs for extra waterproofing

IMPERFLEX USA • IMPERFLEX USA • IMPERFLEX USA

BITEC's Imperflex membrane is composed of select SBS polymers blended with distilled asphalt, and reinforced with high-strength fiberglass mat. The membrane comes with a silicone impregnated release paper attached to its bottom surface which is used to prevent blocking and enhance application. The release paper is removed before application. The membrane's top surface contains factory installed polyethylene film.*

The membrane is durable, resists slide, is self-sealing and prevents water infiltration due to ice and snow accumulation. Other applications include waterproofing on commercial roofs at copings and related construction details.

*Polyethylene film surface will not prevent the chance of slipping and falling, loss of balance resulting in personal injury, or injury to others. Care should be taken at all times while using this product. Do not walk on surface if wet, icy, or frosty conditions exist.

PHYSICAL PROPERTIES

Approx. Thickness	60 mil (1.5 mm)
Approx. Roll weight	85 lb.
Approx. Coverage	150 sq.ft.
Approx. Roll Size	3.28' x 45.75'
Approx. Laying Lines	3" from edges

This product meets ASTM D 1970

THE INSTALLER

This product is manufactured for use by trained professional roofing contractors and waterproofers.

APPLICATION INSTRUCTIONS

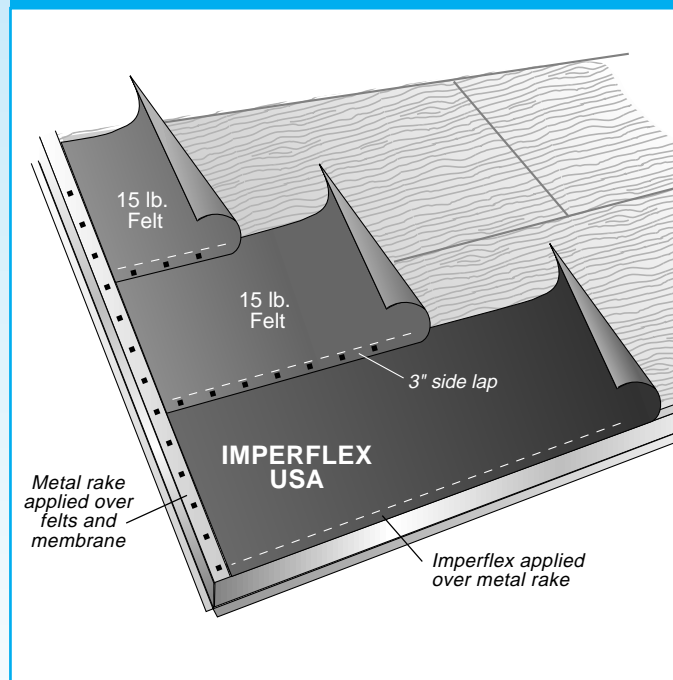
Instructions for applying this product can also be found on the container (box) where each roll is stored.

SURFACE PREPARATION

All surfaces to be waterproofed with this product must be smooth, dry, and free of projections, bulges and old roofing materials. Dust and moisture on any surface to be waterproofed and/or the membrane itself will prevent proper adhesion and could result in leaks. **Never install this product over any old or existing roofing material.**

This product is designed for installation as an underlayment with shingles, tile, metal roofs or as below grade waterproofing. This

At Roof Eave



APPLICATION

product comes with a factory installed adhesive and does not require other adhesives, hot asphalt or heat welding to be installed. This product cannot be used as a component in any BITEC, INC., commercial roofing specifications.

Prime all metal, masonry and concrete surfaces using primer conforming to ASTM D41 standards. Primer is not required on wood surfaces, but is recommended. Primer should be applied at a rate of 250-350 ft² (23-32 m²) per gal.

TEMPERATURE

Apply IMPERFLEX USA in fair weather when the air, deck and membrane temperature is 40°F (5°C) or above.

UNDERLAYMENT APPLICATION

APPLY IMPERFLEX USA in shingle fashion a minimum of 24" above the exterior wall of the building as required. Peel back half sheet of release film. Align membrane at lower edge of roof and adhere

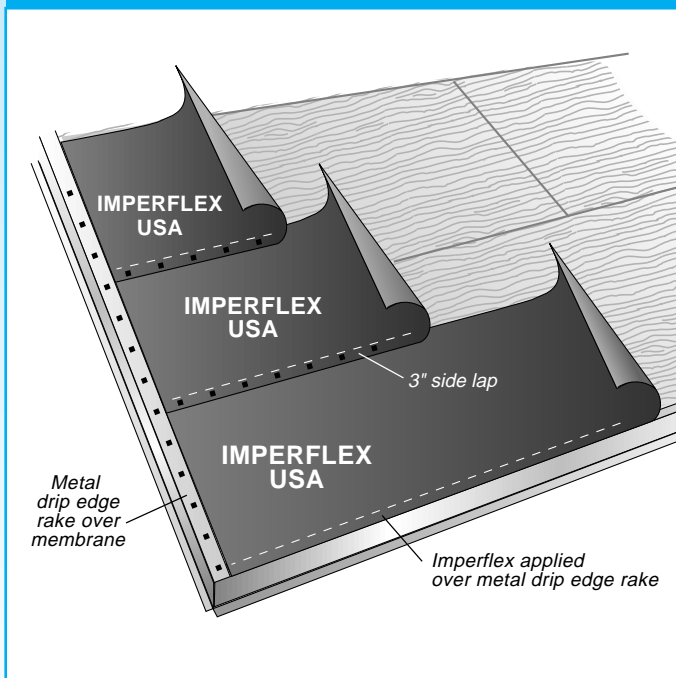
the exposed membrane area to the prepared surface. Continue to peel both halves of release film in a manner that will allow smooth and even application of the membrane.

Roll in membrane using a heavy roller to remove any trapped air. FOR ICE DAM PROTECTION, APPLY IMPERFLEX USA TO EXTEND ABOVE THE UPPERMOST EXPECTED LEVEL OF ICE DAMS. End laps should be 6" minimum. Side laps should be 3" minimum.

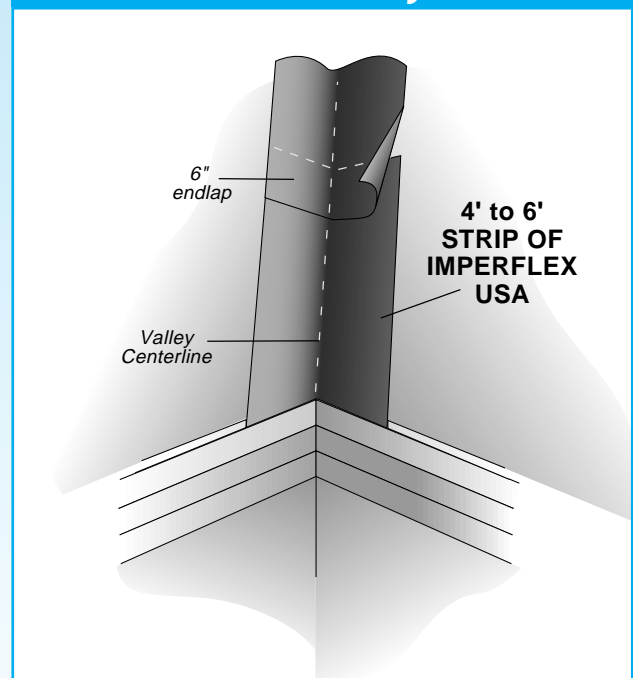
VALLEY AND RIDGE

Remove release film. Center roll over area to be waterproofed. Start at low point and work upward. Press and work membrane outward from center of application area. Side laps should be 3" minimum. End laps should be 6" minimum.

Over Entire Roof



In the Valley



imperflex®

USA () SBS UNDERLAYMENT

STORAGE

Store this product in its original container on pallets, inside, under cover, protected from the elements. Avoid prolonged storage above 90°F (32°C). Do not store this product in areas where moisture is a problem. Keep this product in its original container until used. Store any remaining membrane in its original container.

CAUTION:

- Never use this product for any purpose other than as recommended by the manufacturer. Misuse of this product may result in damage to building contents.
 - Dispose of any unused materials properly and in accordance with local codes. (This product does not contain asbestos).
 - The purchaser and/or installer is solely responsible for installing this product as required by local code authority and in conformance with the manufacturer's written specifications. BITEC will assume no responsibility for any loss arising from misuse and/or misapplication of this product.
 - This product should not be used in interior living spaces due to its asphaltic odor.
 - This product can be slippery when wet or covered by frost.
- This product is a vapor barrier. Proper ventilation must be maintained in moist climates to prevent interior condensation and to minimize excessive ice dams.
 - This product should never be left permanently exposed to the sun.
 - This product shall only be applied to the structural surface. Never apply over any existing materials.
 - Keep this product out of the reach of children and pets.
 - Contact BITEC, INC., at 800-535-8597, if you have any questions or require more information.

LIMITATION OF LIABILITY

BITEC, INC., at its option will replace or refund the purchase price of the contents of this container if found defective in material or workmanship. ALL OTHER REMEDIES AND LIABILITIES, INCLUDING, AND WITHOUT LIMITATION, LIABILITY FOR CONSEQUENTIAL DAMAGES, AND ALL OTHER WARRANTIES INCLUDING, AND WITHOUT LIMITATION, THE IMPLIED WARRANTY OF MERCHANTABILITY ARE EXCLUDED.

THE PURCHASER AND INSTALLER ARE SOLELY RESPONSIBLE FOR THE PROPER INSTALLATION OF THIS PRODUCT.

Revised 12/01



Visit our web site at www.bi-tec.com

P.O. Box 497 • No. 2 Industrial Park Drive • Morrilton, Arkansas 72110 • Fax (501) 354-3019 • Phone 1-800-535-8597

MANUFACTURERS OF ADVANCED TECHNOLOGY WATERPROOFING MEMBRANES