

BITEC
BITUMEN TECHNOLOGY™

imperflex®

MSA SBS Mineral Surfaced



**No Torch, No Mop,
No Adhesive
Required!**

SBS SELF-ADHERING CAP SHEET

- Easy to install, peel-off Backing
- Residential waterproofing on slopes 1" in 12" or greater
- Ideal for additions, porches, garages and other low slope applications
- Excellent for BUR repairs

IMPERFLEX MSA • IMPERFLEX MSA • IMPERFLEX MSA


BITEC's Imperflex membrane is composed of select SBS polymers blended with distilled asphalt, and reinforced with high-strength fiberglass mat. The membrane comes with a silicone impregnated release paper attached to its bottom surface which is used to prevent blocking and enhance application. The release paper is removed before application. The membrane's top surface contains factory installed mineral granules.

The membrane is durable, resists slide and is self-sealing. Other applications include waterproofing on commercial roofs at copings and related construction details.

PHYSICAL PROPERTIES

Approx. Thickness	140 mil (3.5 mm)
Approx. Roll weight	100 lb.
Approx. Coverage	100 sq.ft.
Approx. Roll Size	3.28' x 32.8'
Selvedge	3½"

Standard colors are White, Green, Jet Black and Buff. Blended colors are Tan Blend, Black Blend, Gray Blend. This product meets ASTM D 1970.



THE INSTALLER

This product is manufactured for use by trained professional roofing contractors and waterproofers.

APPLICATION INSTRUCTIONS

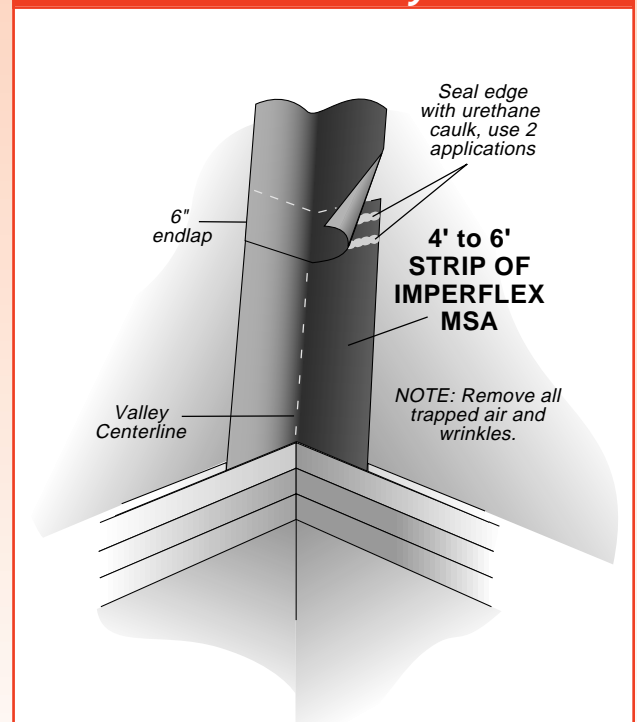
Instructions for applying this product can also be found on the container (box) where each roll is stored.

SURFACE PREPARATION

All surfaces to be waterproofed with this product must be smooth, dry, and free of projections, bulges and old roofing materials. Dust and moisture on any surface to be waterproofed and/or the membrane itself will prevent proper adhesion and could result in leaks. **Never install this product over any old or existing roofing material.**

This product is designed for installation as a cap sheet only. This product comes with a factory installed adhesive and does not

In the Valley



APPLICATION

require other adhesives, hot asphalt or heat welding to be installed. This product cannot be used as a component in any BITEC, INC., commercial roofing specifications.

Prime all metal, masonry and concrete surfaces using primer conforming to ASTM D41 standards. Primer should be applied at a rate of 250-350 ft² (23-32 m²) per gallon.

Install one ply of ASTM D2178 Type IV ply sheet with the non-sanded surface up by mechanical attachment. Install this base ply before applying IMPERFLEX MSA.

BITEC recommends that IMPERFLEX MSA be installed only on slopes equal to or greater than 1" in 12".

TEMPERATURE

Apply IMPERFLEX MSA in fair weather when the air, deck and membrane temperature is between 50°F (5°C) and 110°F (43°C).

CAP SHEET APPLICATION

1. Starter strip

Peel back half sheet of release film. Align membrane at lower edge of roof and adhere the exposed membrane area to the prepared surface in shingle fashion. Always ensure proper alignment. Continue to peel both halves of release film in a manner that will allow smooth and even application of the membrane. Roll in membrane using a heavy roller to remove any trapped air. Remove selvedge release film.

2. Subsequent courses of membrane

Install subsequent courses of membrane in a similar fashion staggering finished end laps by at least 3 feet. Finished end laps should be 6" minimum, while finished side laps should be 3" minimum. All end laps should be sealed using urethane caulk at time of application.

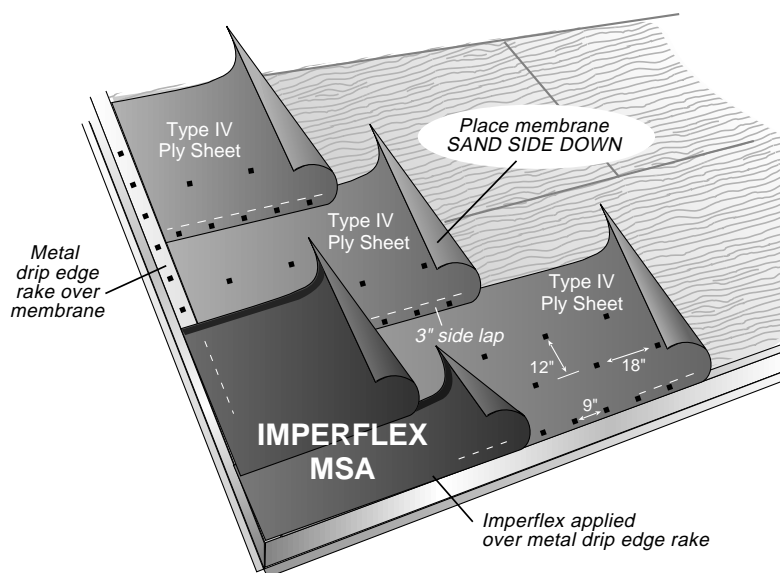
3. Construction details

Construction details are the same as for commercial grade SBS modified bitumen cap sheets. Refer to BITEC, INC., published specifications for proper execution of flashing and construction details.

RESIDENTIAL ROOF VALLEY AND RIDGE

Remove release film. Center roll over area to be waterproofed. Start at low point and work upward. Press and work membrane outward from center of application area.

Over Entire Roof



imperflex®

MSA SBS Mineral Surfaced

STORAGE

Store this product in its original container on pallets, inside, under cover, protected from the elements. Avoid prolonged storage above 90°F (32°C). Do not store this product in areas where moisture is a problem. Keep this product in its original container until used. Store any remaining membrane in its original container.

CAUTION:

- Never use this product for any purpose other than as recommended by the manufacturer. Misuse of this product may result in damage to building contents.
 - Dispose of any unused materials properly and in accordance with local codes. (This product does not contain asbestos).
 - The purchaser and/or installer is solely responsible for installing this product as required by local code authority and in conformance with the manufacturer's written specifications. BITEC will assume no responsibility for any loss arising from misuse and/or misapplication of this product.
 - This product should not be used in interior or living spaces due to its asphaltic odor.
 - This product can be slippery when wet or covered by frost.
- This product is a vapor barrier. Proper ventilation must be maintained in moist climates to prevent interior condensation and to minimize excessive ice dams.
 - This product shall only be applied to the structural surface. Never apply over any existing materials.
 - Keep this product out of the reach of children and pets.
 - Contact BITEC, INC., at 800-535-8597, if you have any questions or require more information.

LIMITATION OF LIABILITY

BITEC, INC., at its option will replace or refund the purchase price of the contents of this container if found defective in material or workmanship. ALL OTHER REMEDIES AND LIABILITIES, INCLUDING, AND WITHOUT LIMITATION, LIABILITY FOR CONSEQUENTIAL DAMAGES, AND ALL OTHER WARRANTIES INCLUDING, AND WITHOUT LIMITATION, THE IMPLIED WARRANTY OF MERCHANTABILITY ARE EXCLUDED.

THE PURCHASER AND INSTALLER ARE SOLELY RESPONSIBLE FOR THE PROPER INSTALLATION OF THIS PRODUCT.

BITEC
BITUMEN TECHNOLOGY™

Visit our web site at www.bi-tec.com

P.O. Box 497 • No. 2 Industrial Park Drive • Morrilton, Arkansas 72110 • Fax (501) 354-3019 • Phone 1-800-535-8597

MANUFACTURERS OF ADVANCED TECHNOLOGY WATERPROOFING MEMBRANES